



**HAL**  
open science

## **ELSMOR – towards European Licensing of Small Modular Reactors: Methodology recommendations for light-water small modular reactors safety assessment**

Sylvain Lansou, Luca Ammirabile, Nikolai Bakouta, Jeremy Bittan, Sebastian Buchholz, Jean-Yves Brandelet, Etienne Courtin, Frans Davelaar, Stanislav Dombrovsky, Jean-Baptiste Droin, et al.

### ► To cite this version:

Sylvain Lansou, Luca Ammirabile, Nikolai Bakouta, Jeremy Bittan, Sebastian Buchholz, et al.. ELSMOR – towards European Licensing of Small Modular Reactors: Methodology recommendations for light-water small modular reactors safety assessment. Open Research Europe, 2024, 3, pp.158. 10.12688/openreseurope.16360.2 . irsn-04890647

**HAL Id: irsn-04890647**

**<https://irsn.hal.science/irsn-04890647v1>**

Submitted on 23 Jan 2025

**HAL** is a multi-disciplinary open access archive for the deposit and dissemination of scientific research documents, whether they are published or not. The documents may come from teaching and research institutions in France or abroad, or from public or private research centers.

L'archive ouverte pluridisciplinaire **HAL**, est destinée au dépôt et à la diffusion de documents scientifiques de niveau recherche, publiés ou non, émanant des établissements d'enseignement et de recherche français ou étrangers, des laboratoires publics ou privés.



Distributed under a Creative Commons Attribution 4.0 International License



OPEN LETTER

**REVISED** **ELSMOR – towards European Licensing of Small Modular Reactors: Methodology recommendations for light-water small modular reactors safety assessment**

[version 2; peer review: 2 approved, 3 approved with reservations]

Sylvain Lansou <sup>1</sup>, Luca Ammirabile <sup>2</sup>, Nikolai Bakouta<sup>3</sup>, Jeremy Bittan <sup>3</sup>, Sebastian Buchholz<sup>4</sup>, Jean-Yves Brandelet<sup>1</sup>, Etienne Courtin<sup>1</sup>, Frans Davelaar<sup>3</sup>, Stanislav Dombrovsky<sup>5</sup>, Jean-Baptiste Droin<sup>6</sup>, Sophie Ehster-Vignoud<sup>1</sup>, Houda Hamama<sup>1</sup>, Atte Helminen<sup>7</sup>, Thorsten Hollands<sup>4</sup>, Andriy Iskra<sup>5</sup>, Sebastien Israel<sup>8</sup>, Stefano Lorenzi <sup>9</sup>, Liviusz Lovasz<sup>4</sup>, Valerie Paulus<sup>6</sup>, Isabelle Pichancourt<sup>8</sup>, Joachim Miss<sup>8</sup>, Thuy Nguyen <sup>3</sup>, Antti Rantakaulio<sup>10</sup>, Federico Rocchi<sup>11</sup>, Juan-Carlos de-la-Rosa-Blul<sup>2</sup>, Marco Ricotti<sup>9</sup>, Armin Seubert<sup>4</sup>, Oleksandr Sevbo<sup>5</sup>, Stanislav Sholomitsky<sup>5</sup>, Olli Suurnäkki<sup>10</sup>, Marton Szogradi<sup>7</sup>, Ville Tulkki<sup>7</sup>, Andreas Wielenberg<sup>4</sup>

<sup>1</sup>Framatome, Courbevoie, 92400, France

<sup>2</sup>Joint Research Center (JRC), European Commission, Brussels, 1049, Belgium

<sup>3</sup>Electricité de France (EDF), Paris, 75008, France

<sup>4</sup>Gesellschaft Fur Anlagen Und Reaktorsicherheit (GRS), Cologne, 50667, Germany

<sup>5</sup>Energorisk, Kiev, 03148, Ukraine

<sup>6</sup>Commissariat à l’Energie Atomique et aux Energies Alternatives (CEA), Paris, 75015, France

<sup>7</sup>VTT Technical Research Centre of Finland Ltd. (VTT), Espoo, 02150, Finland

<sup>8</sup>Institut De Radioprotection Et De Surete Nucleaire (IRSN), Fontenay aux Roses, 92260, France

<sup>9</sup>Consorzio Interuniversitario Nazionale per la Ricerca Tecnologica Nucleare (CIRTEN), Milano, 20156, Italy

<sup>10</sup>Fortum, Espoo, 02150, Finland

<sup>11</sup>Agenzia Nazionale Per Le Nuove Tecnologie, L’energia E Lo Sviluppo Economico Sostenibile (ENEA), Roma, 00196, Italy

**v2** First published: 21 Sep 2023, 3:158  
<https://doi.org/10.12688/openreseurope.16360.1>  
 Latest published: 14 Oct 2024, 3:158  
<https://doi.org/10.12688/openreseurope.16360.2>

**Abstract**

Decarbonization of energy production is key in today’s societies and nuclear energy holds an essential place in this prospect. Besides heavy-duty electricity production, other industrial and communal needs could be served by integrating novel nuclear energy production systems, among which are low-power nuclear devices, like small modular reactors (SMRs). The ELSMOR (towards European Licensing of Small Modular Reactors) European project addresses this topic as an answer to the Horizon 2020 Euratom NFRP-2018-3 call.

**Open Peer Review**

**Approval Status** ? ? ✓ ? ✓

	1	2	3	4	5
<b>version 2</b>					
(revision)			✓		✓
14 Oct 2024			view		view
<b>version 1</b>	?	?	?	?	?
21 Sep 2023	view	view	view	view	view

1. **Fabio GIANNETTI** , Sapienza University of

The consortium includes 15 partners from eight European countries, involving research institutes, major European nuclear companies and technical support organizations. The 3.5-year project, launched in September 2019, investigates selected safety features of light-water (LW) SMRs with focus on licensing aspects.

Providing a comprehensive compliance framework that regulators can adopt and operate, the licensing process of such SMRs could be optimized, helping their deployment. In this prospect, as a result of ELSMOR's work, this article gives an overview of the specific issues that LW-SMRs may bring about in the different domains of nuclear safety, in terms of:

Methodological standpoints: safety goals, safety requirements, safety principles (defence-in-depth implementation);

- Main safety functions of reactivity control, decay heat removal and confinement management;

- Severe accident management;

- Other safety issues particular to SMRs: use of shared systems; performing of multi-unit probabilistic safety assessment (PSA); spent fuel management, transport and disposal management.

In this article, adequate methodologies are developed to deal with these issues and to help assess the safety of LW-SMRs. This work gives a precious synthesis of the safety assessment issues of LW-SMRs and of the associated methodologies developed in the context of the ELSMOR European project.


### Plain Language Summary


The removal of fossil fuels in energy production is very important in today's societies and nuclear energy plays an essential role in this. Besides large-scale electricity production, other industrial and communal needs could be solved by using new nuclear energy production systems, among which are low-power nuclear devices, like small modular reactors (SMRs). The ELSMOR (towards European Licensing of Small Modular Reactors) European project looks at this topic as an answer to the Horizon 2020 Euratom NFRP-2018-3 initiative.

This project includes 15 partners from eight European countries, involving research institutes, major European nuclear companies and technical support organizations. The 3.5-year project, started in September 2019, investigates selected safety features of light-water (LW) SMRs with a focus on the licensing aspects.

Rome, Roma, Italy

2. **Andhika Yudha Prawira**, Korea Advanced Institute of Science and Technology, Daejeon, South Korea

3. **Andrej Prosek** , Jožef Stefan Institute - Ljubljana, Ljubljana, Slovenia

4. **Fatih Aydogan** , Jacksonville University, Jacksonville, USA

5. **Edward Shitsi** , University of Ghana, Kwabenya,, Ghana

Any reports and responses or comments on the article can be found at the end of the article.

Providing a comprehensive compliance framework that regulators can use and operate, the licensing process of such SMRs could be optimized, helping their deployment. With this prospect, this article gives an overview of the specific subjects that LW-SMRs may bring in the different areas of nuclear safety (in particular: safety goals, safety requirements, nuclear safety functions: reactivity control, decay heat removal and confinement management, etc..).

In this article, methods are developed to deal with these new subjects and to help assess the safety of LW-SMRs. This work gives an overview of the safety assessment issues of LW-SMRs and of the associated methods developed in the context of the ELSMOR European project.

**Keywords**

Small Modular Reactor, Safety, Reactivity Control, Decay Heat Removal, Confinement management, Severe Accident, Probabilistic Safety Assessment



This article is included in the [Euratom](#) gateway.

**Corresponding author:** Sylvain Lansou ([sylvain.lansou@framatome.com](mailto:sylvain.lansou@framatome.com))

**Author roles:** **Lansou S:** Conceptualization, Investigation, Methodology, Project Administration, Supervision, Writing – Original Draft Preparation, Writing – Review & Editing; **Ammirabile L:** Conceptualization, Investigation, Methodology, Project Administration, Supervision, Visualization, Writing – Original Draft Preparation, Writing – Review & Editing; **Bakouta N:** Investigation, Methodology, Project Administration, Visualization, Writing – Original Draft Preparation, Writing – Review & Editing; **Bittan J:** Investigation, Methodology, Project Administration, Visualization, Writing – Original Draft Preparation, Writing – Review & Editing; **Buchholz S:** Investigation, Methodology, Project Administration, Visualization, Writing – Original Draft Preparation, Writing – Review & Editing; **Brandelet JY:** Investigation, Methodology, Project Administration, Visualization, Writing – Original Draft Preparation, Writing – Review & Editing; **Courtin E:** Conceptualization, Investigation, Methodology, Project Administration, Supervision, Writing – Original Draft Preparation, Writing – Review & Editing; **Davelaar F:** Investigation, Methodology, Project Administration, Visualization, Writing – Original Draft Preparation, Writing – Review & Editing; **Dombrovsky S:** Investigation, Methodology, Project Administration, Visualization, Writing – Original Draft Preparation, Writing – Review & Editing; **Drain JB:** Investigation, Methodology, Project Administration, Visualization, Writing – Original Draft Preparation, Writing – Review & Editing; **Ehster-Vignoud S:** Conceptualization, Investigation, Methodology, Project Administration, Supervision, Visualization, Writing – Original Draft Preparation, Writing – Review & Editing; **Hamama H:** Investigation, Methodology, Project Administration, Visualization, Writing – Original Draft Preparation, Writing – Review & Editing; **Helminen A:** Investigation, Methodology, Project Administration, Visualization, Writing – Original Draft Preparation, Writing – Review & Editing; **Hollands T:** Investigation, Methodology, Project Administration, Visualization, Writing – Original Draft Preparation, Writing – Review & Editing; **Iskra A:** Investigation, Methodology, Project Administration, Visualization, Writing – Original Draft Preparation, Writing – Review & Editing; **Israel S:** Conceptualization, Investigation, Methodology, Project Administration, Supervision, Writing – Original Draft Preparation, Writing – Review & Editing; **Lorenzi S:** Investigation, Methodology, Project Administration, Visualization, Writing – Original Draft Preparation, Writing – Review & Editing; **Lovasz L:** Investigation, Methodology, Project Administration, Visualization, Writing – Original Draft Preparation, Writing – Review & Editing; **Paulus V:** Investigation, Methodology, Project Administration, Visualization, Writing – Original Draft Preparation, Writing – Review & Editing; **Pichancourt I:** Investigation, Methodology, Project Administration, Visualization, Writing – Original Draft Preparation, Writing – Review & Editing; **Miss J:** Investigation, Methodology, Project Administration, Visualization, Writing – Original Draft Preparation, Writing – Review & Editing; **Nguyen T:** Investigation, Methodology, Project Administration, Visualization, Writing – Original Draft Preparation, Writing – Review & Editing; **Rantakaulio A:** Investigation, Methodology, Project Administration, Visualization, Writing – Original Draft Preparation, Writing – Review & Editing; **Rocchi F:** Investigation, Methodology, Project Administration, Supervision, Visualization, Writing – Original Draft Preparation, Writing – Review & Editing; **de-la-Rosa-Blul JC:** Investigation, Methodology, Project Administration, Visualization, Writing – Original Draft Preparation, Writing – Review & Editing; **Ricotti M:** Conceptualization, Investigation, Methodology, Project Administration, Supervision, Visualization, Writing – Original Draft Preparation, Writing – Review & Editing; **Seubert A:** Investigation, Methodology, Project Administration, Visualization, Writing – Original Draft Preparation, Writing – Review & Editing; **Sevbo O:** Conceptualization, Investigation, Methodology, Project Administration, Supervision, Visualization, Writing – Original Draft Preparation, Writing – Review & Editing; **Sholomitsky S:** Investigation, Methodology, Project Administration, Visualization, Writing – Original Draft Preparation, Writing – Review & Editing; **Suurnäkki O:** Investigation, Methodology, Project Administration, Visualization, Writing – Original Draft Preparation, Writing – Review & Editing; **Szogradi M:** Investigation, Methodology, Project Administration, Visualization, Writing – Original Draft Preparation, Writing – Review & Editing; **Tulkki V:** Conceptualization, Investigation, Methodology, Project Administration, Supervision, Visualization, Writing – Original Draft Preparation, Writing – Review & Editing; **Wielenberg A:** Investigation, Methodology, Project Administration, Visualization, Writing – Original Draft Preparation, Writing – Review & Editing

**Competing interests:** No competing interests were disclosed.

**Grant information:** This project has received funding from the Euratom research and training programme 2014–2018 under grant agreement No. 847553 (European Licensing of Small Modular Reactors [ELSMOR]).

*The funders had no role in study design, data collection and analysis, decision to publish, or preparation of the manuscript.*

**Copyright:** © 2024 Lansou S *et al.* This is an open access article distributed under the terms of the [Creative Commons Attribution License](https://creativecommons.org/licenses/by/4.0/), which permits unrestricted use, distribution, and reproduction in any medium, provided the original work is properly cited.

**How to cite this article:** Lansou S, Ammirabile L, Bakouta N *et al.* **ELSMOR – towards European Licensing of Small Modular Reactors: Methodology recommendations for light-water small modular reactors safety assessment [version 2; peer review: 2 approved, 3 approved with reservations]** Open Research Europe 2024, 3:158 <https://doi.org/10.12688/openreseurope.16360.2>

**First published:** 21 Sep 2023, 3:158 <https://doi.org/10.12688/openreseurope.16360.1>

**REVISED Amendments from Version 1**

This new version of the article includes modifications to account for the reviewers comments.

In particular the addition of a state of the art of ongoing LW-SMRs safety assessment and of ongoing concepts.

A paragraph called "State-of-the-art of ongoing LW-SMRs safety assessment and of ongoing LW-SMR concepts" was added in the beginning of the document. It will describe the work done by ELSMOR in terms of Nuclear safety directives and good practices on safety assessment of LW-SMRs reviewed. This review was based on information from: European safety directives, IAEA guidelines, WENRA (Western European Nuclear Regulators' Association) guidance, ENSREG (European Nuclear Safety Regulators Group) guidance, National rules and regulations on selected EU and non-EU (Canada, Russia, USA) countries that are currently in an SMR licensing process. A state of the art of ongoing SMR projects was added as well, based on screened SMR designs studied in ELSMOR Deliverable 1.1: Improved safety features of LW-SMR – S. Buchholz, M. Ricotti, O. Martin, N. Thuy, C. Lombardo, A. Kornyskiy, N. Playez, S. Israel, A. Kaliatka, December 2021, available at: <http://www.elsmor.eu/wp-content/uploads/2020/06/D1.1-Improved-safety-features-of-LW-SMRs.pdf>.

References to regulations studied for this project were also further documented (with the additions of an extra column in Table 1 and Table 2 to refer to higher safety goals for each requirement).

Some typos were also corrected.

Figure 1 was updated to include further details on methods considered to develop the algorithm.

**Any further responses from the reviewers can be found at the end of the article**

## 1. Introduction

Decarbonization of energy production has become a central issue in today's societies. Nuclear energy holds an essential place in this prospect. Besides heavy-duty electricity production, other industrial and communal needs could be served by integrating novel nuclear energy production systems, among which are low-power nuclear devices, like small modular reactors (SMRs).

The ELSMOR (towards European Licensing of Small Modular Reactors) project addresses this topic as an answer to the Horizon 2020 Euratom NFRP-2018-3 call ("ELSMOR Official Website", <http://www.elsmor.eu/about/>). The consortium includes 15 partners from eight European countries, involving research institutes, major European nuclear companies and technical support organizations. The 3.5-year project, launched in September 2019, investigates selected safety features of light-water (LW) SMRs with focus on licensing aspects.

SMRs promise a number of innovations in the domain of nuclear power. Such innovations may, for example, improve the speed of building and commissioning and the costs of the projects through the use of common and standardized designs, enabling series production. They may also bring technical benefits, such as increased autonomy and the possibility to extensively use

passive safety features within the plant, which may be a safety asset.

In this context, one of the goals of ELSMOR is to create methods and tools for the European stakeholders to assess and verify the safety of LW-SMRs to be deployed in Europe. Providing a comprehensive compliance framework that regulators can adopt and operate, the licensing process of such SMRs could be optimized, helping their deployment.

## 2. Project structure and progress

Activities have been thematized in 7+1 work packages (WPs), seven targeting different topics of SMRs and their specific safety features relevant for safety analyses, and one WP dedicated to project coordination. For demonstrative purposes, the main features of a new European SMR (E-SMR) design have been drafted in WP number 5.

This article will focus on the work performed in WP number 2. This work gives an overview of the specific issues that LW-SMRs may bring about in the different domains of nuclear safety, in terms of:

- Methodological standpoints: safety goals, safety requirements, safety principles (mainly defense-in-depth implementation, see: <https://www.iaea.org/publications/4716/defence-in-depth-in-nuclear-safety>);
- Main safety functions of reactivity control, decay heat removal (DHR) and confinement management;
- Severe accident (SA) management;
- Other safety issues particular to SMRs: use of shared systems, performing of multi-unit probabilistic safety assessment (PSA), spent fuel management, transport and disposal.

Considering these safety domains, a set of safety requirements to be fulfilled by a LW-SMR in the prospect of its licensing in a European country was established. For these requirements, the aim of the project was to cover the most structuring safety domains of nuclear safety. To tackle the identified safety issues, safety methodologies were studied or developed, and applied to case studies. Consequently, the results of WP2 should provide efficient tools for the licensing of the various LW-SMRs designs to be deployed in Europe.

An exhaustive compilation of the safety conclusions made in this work is available (see: ELSMOR Deliverable 2.12: Synthesis: summary of methodology recommendations for LW-SMR safety assessment – S. Lansou, December 2021, available at: [https://www.elsmor.eu/wp-content/uploads/2023/06/ELSMOR\\_D2\\_12\\_signatures.pdf](https://www.elsmor.eu/wp-content/uploads/2023/06/ELSMOR_D2_12_signatures.pdf)). In the present article, the main outcomes are presented.

## 3. State-of-the-art of ongoing LW-SMRs safety assessment and of ongoing LW-SMR concepts

To contextualize the work performed in WP number 2, a synthetic state-of-the-art of ongoing LW-SMR safety assessment



and concepts will be given. It is based on the work realized by ELSMOR partners in WP number 1 (see: ELSMOR Deliverable 1.1: Improved safety features of LW-SMR – S. Buchholz, M. Ricotti, O. Martin, N. Thuy, C. Lombardo, A. Kornyskiy, N. Playez, S. Israel, A. Kaliatka, December 2021, available at: <http://www.elsmor.eu/wp-content/uploads/2020/06/D1.1-Improved-safety-features-of-LW-SMRs.pdf>).

### 3.1. State-of-the-art of ongoing LW-SMRs safety assessment

Nuclear safety directives and good practices on safety assessment of LW-SMRs have been reviewed in terms of special regulations regarding LW-SMR. This review was based on information from:

- European safety directives,
- IAEA guidelines,
- WENRA (Western European Nuclear Regulators' Association) guidance,
- ENSREG (European Nuclear Safety Regulators Group) guidance,
- National rules and regulations on selected EU and non-EU (Canada, Russia, USA) countries that are currently in an SMR licensing process.

Some of the main documents reviewed are listed in references 1 to 18–20 and 21. The complete list of references reviewed can be found in ELSMOR Deliverable 1.1.

The main conclusion of this review is that it has showed that the existing regulation can also be applied for LW-SMRs:

- The EU safety directives establishes a high-level framework, in which the member states can develop their own regulations. This framework is technology neutral.
- Within the IAEA regulations, no explicit guidance for SMRs is given, but the current documents reviewed can be applied to LW-SMRs.
- WENRA guidance can be applied to LW-SMRs, in particular the objectives given in 20: low frequencies for accident without core melt, practical elimination for accident with core melt (or implementation of measures to limit consequences), independency of DiD levels and radiation protection under the concept of ALARP (as low as reasonable possible).
- Statements and/or special requirements regarding SMRs have not been found in the ENSREG documents. However, ENSREG guidance reviewed can be applied to LW-SMRs.
- The national nuclear rules and regulations of the considered countries are also applicable for LW-SMRs. In France, Germany and Lithuania, the national regulation can apply and there is, to date, no specific requirements for design, commissioning, and

operation specific to SMRs. It was noticed that in the US, the regulations are more prescriptive. This may be a problem for licensing an SMR. In this case, design specific reviews can be performed, which is unpractical when a large number of designs need to be assessed. For example, the US NRC had to develop a Design Specific Review Standard for the US LW-SMR project NuScale<sup>2</sup>. This document outlines the sections of the safety review process that are different because of design specificities of NuScale compared to a large-scale reactor. There is a combination of areas of reduced scope review (auxiliary systems, offsite power, etc.) and areas where the review is augmented (containment integrity, reactor systems, etc.). Therefore, the regulations will be modified with the development of a new framework for regulatory processes for advanced reactors, through a Licensing Modernization Project (LMP): a systematic and technology-neutral process for, in particular, identifying “licensing-basis” events and classifying SSC.

### 3.2. State-of-the-art of ongoing LW-SMR concepts

A number of SMRs on an advanced development stage have been reviewed by the ELSMOR project using publicly available materials like conference or journal papers, documents of IAEA and data provided by project partners. The resulting SMR descriptions obtained include a general technical description of the SMR concepts as well as descriptions regarding the safety systems. Figure 1 lists the SMR designs screened. The designs have been screened regarding the following items: reactivity control, decay heat removal, containment integrity, decommissioning, spent fuel management, transport and disposal, multi-unit site and sharing of systems issues, severe accident management and emergency planning, operation and human factors. This review was a base for the activities performed in WP number 2 to identify the main LW-SMRs design-related safety issues and to provide subsequent methodology recommendations for their safety assessment.

## 4. Methodology recommendations for LW-SMR safety assessment

### 4.1. Recommendations related to high-level safety methodologies used for licensing

SMRs' innovative features may lead to adaptations in the way some safety principles and approaches (in particular WENRA) technologically neutral safety requirements) can be applied. The existing framework should still constitute the basis of the safety demonstration. Adequate methodologies should be developed to evaluate the application of the framework with respect to SMRs specificities. The main concerned subjects are: Defense-in-depth (DiD) implementation, severe accident, limitation of radiological consequences for accidents without and with core melt, resistance to hazards, autonomy of the plant and approaches for practical elimination of situations leading to large or early releases.

In this context, a set of high-level requirements to be fulfilled by LW-SMRs for their deployment in Europe was developed. These requirements are in line with international and

Name	Developer	Country	Power [MW <sub>e</sub> ]	Planned site
ACP100	NPIC, CNNC, CNPE	China	125	Zhangzhou, Shangrao, Ganzhou, Hunan, Jilin
ACPR100 ACPR50S	CGN	China	140 (ACPR100) 60 (ACPR50S)	n/a
BWRX-300	GE Hitachi Nuclear Energy	USA	300	n/a
CAP200/150/50	SNERDI	China	> 200	n/a
CAREM	CNEA	Argentina	31	Atucha
DHR-400	CNNC	China	- (400 MW <sub>th</sub> )	Xudapu, Liaoning
Flexblue	DCNS	France	160	Cancelled
IMR	MHI	Japan	350	n/a
IRIS	ENEA, SIET, CIRTEN	Italy	335	n/a
KLT-40S	OKBM Afrikantov	Russia	35	Akademik Lomonosov (Barge)
mPower	B&W	USA	195	Cancelled
NuScale	NuScale Power, Fluor	USA	50	n/a
NUWARD	EdF, Technicatome, CEA, Naval Group	France	170	n/a
RITM-200 RITM-200M	OKBM Afrikantov	Russia	50	n/a
Rolls-Royce SMR	Rolls-Royce	UK	443	n/a
SMART	KAERI	Korea	100	Saudi Arabia
SMR-160	Holtec International	USA	160	n/a
SNP350	SNERDI	China	350	n/a
VBER-300 / RP	OKBM Afrikantov	Russia	325	n/a
VK-300	NIKIET	Russia	250	n/a
Westinghouse SMR	Westinghouse	USA	> 225	Suspended

**Figure 1. Screened SMR designs, alphabetically ordered.** (ELSMOR Deliverable 1.1: Improved safety features of LW-SMR – S. Buchholz, M. Ricotti, O. Martin, N. Thuy, C. Lombardo, A. Kornyskiy, N. Playez, S. Israel, A. Kaliatka, December 2021, available at: <http://www.elsmor.eu/wp-content/uploads/2020/06/D1.1-Improved-safety-features-of-LW-SMRs.pdf>).

European safety guidelines (International Atomic Energy Agency (IAEA), WENRA, European Nuclear Safety Regulators Group (ENSREG)). They account for SMR specificities and they can help the designers to adopt specific design features limiting national specificities, thus spurring the licensing process. These requirements are presented in Table 1 (single-unit requirements). In addition, requirements accounting for the plant modularity have been established. The term modularity is used as reference to the fact that several reactors, hereafter called modules, are part of a same installation and sharing some elements (support systems, reactor building, etc.) which involves the consideration of possible interactions between them, either directly (hazard generation) or indirectly (through the failure of shared common systems). Requirements are presented in Table 2 (multi-unit requirements). The requirements described in these tables are the ones to which it was estimated that the reader should point his attention at, as they concern key SMR-related elements. However, in the frame of the work performed, a total of 35 requirements were written, see ELSMOR Deliverable 2.1: LW-SMRs main safety goals - N. Playez,

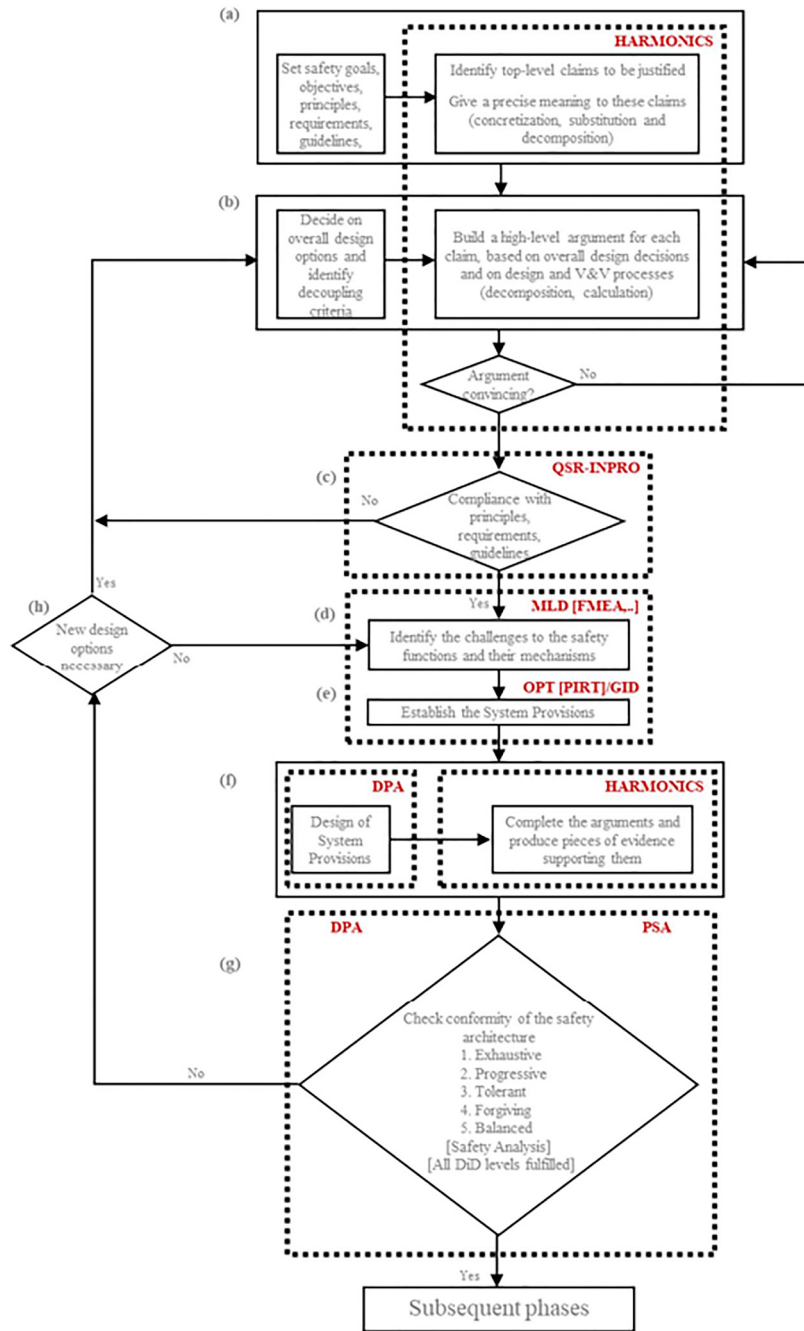
E. Courtin, L. Ammirabile, S. Israel ([https://www.elsmor.eu/wp-content/uploads/2021/12/ELSMOR\\_D2\\_1\\_\\_final\\_signed.pdf](https://www.elsmor.eu/wp-content/uploads/2021/12/ELSMOR_D2_1__final_signed.pdf)).

In addition, a safety assessment methodology was developed to assess the safety of innovative reactors designs (Figure 2). It can contribute to the safety assessment of LW-SMRs. This methodology is accompanied by methods, appropriated from various methodologies, in particular:

- Integrated Safety Assessment Methodology (ISAM) developed by the Gen IV International Forum's Risk and Safety Working Group (GIF RSWG),
- INPRO methodology (Safety part),
- SARGEN\_IV methodology,
- HARMONICS methodology.

A description of these methodologies and links to their associated bibliographic references are provided in ELSMOR Deliverable 2.2: Overview of safety methodologies for innovative





**Figure 2. ELSMOR safety assessment methodology.** (see ELSMOR Deliverable 2.2: Overview of safety methodologies for innovative reactor designs and proposal of a general methodology for LWSMR - L.Ammirabile, S.Buchholz, T. Nguyen, December 2020, available at: [http://www.elsmor.eu/wp-content/uploads/2021/12/ELSMOR\\_D2.2\\_report\\_final.pdf](http://www.elsmor.eu/wp-content/uploads/2021/12/ELSMOR_D2.2_report_final.pdf)). Acronyms used in the figure – DiD: Defence-In-Depth, V&V: Verification and Validation.

reactor designs and proposal of a general methodology for LWSMR - L. Ammirabile, S. Buchholz, T. Nguyen, December 2020 ([http://www.elsmor.eu/wp-content/uploads/2021/12/ELSMOR\\_D2.2\\_report\\_final.pdf](http://www.elsmor.eu/wp-content/uploads/2021/12/ELSMOR_D2.2_report_final.pdf)). The complete algorithm of the ELSMOR safety assessment methodology developed is illustrated in Figure 1.

As part of this general ELSMOR’s methodology, a flexible, non-accident specific methodology, called Graphical Independence of DiD assessment (GID), has been developed for subsequent safety demonstration. GID may be used during conceptual design phases. The method provides the functions and sub-functions that have to be enabled to ensure the fundamental

**Table 1. High-level requirements to be fulfilled by light-water small modular reactors (LW-SMRs).** Single-Unit requirements. Acronyms used in the table – DiD: Defence-In-Depth, SMR: Small Modular Reactor, EPZ: Emergency Planning Zone, DBC: Design Basis Conditions, DEC-A: Design Extension Conditions without core melt, DEC-B: Design Extension Conditions with core melt.

Domain	Requirement	Points of attention related to small modular reactors (SMR) designs	Higher safety goal reference
Defense-in-Depth (DiD)	DiD progressiveness and sufficient independence between DiD levels	<p>Small modular reactors (SMR) tend to use passive systems. In such case, passive systems and SMRs safety characteristics are expected to provide alternative means to justify a sufficient independence between the different levels of DiD.</p> <p>In particular, such demonstration could rely on the combination of passive, active systems and SMR safety characteristics.</p> <p>However, these technologies address new challenges:</p> <ul style="list-style-type: none"> <li>• no or limited operational experience;</li> <li>• uncertainties concerning their qualification and reliability assessments;</li> <li>• related operational aspects as periodic testing, maintenance and in-service inspections should be further studied.</li> </ul>	IAEA SSR2/1 <sup>1</sup> , INSAG-10 <sup>22</sup> , GENIV BSA <sup>23</sup> , WENRA, SO1-SO3 <sup>20</sup>
	Forgiving DiD and grace time	Some SMR designs may give the opportunity to provide an enhanced forgiving defense thanks to a more favorable ratio between power and water inventory or broader operating margins. This must be justified.	Same as above
	Emergency Planning Zone (EPZ)	SMRs features may contribute to a reduction of the size of the EPZ through the reinforcement of the safety demonstration and the resulting potential reduction of the radiological releases.	IAEA SSR2/1 <sup>1</sup> , INSAG-10 <sup>22</sup> , GENIV BSA <sup>23</sup> .
DBC (Design Basis Conditions)	List of DBCs	<p>Some events are excluded in the design of SMRs (e.g., large breaks on primary loops for integrated SMRs). However, any exclusion should be drastically justified.</p> <p>Moreover, the introduction of new events challenging the plant safety functions by SMRs specificities should be accounted for.</p>	WENRA SO2 <sup>20</sup> WENRA PO1, PO2 <sup>21</sup>
DEC-A (Design Extension Conditions without core melt)	Types of DEC-A	Deterministic failure of SMR passive safety systems used for the limitation of DBC consequences should be considered as a DEC-A situation since they are not failure proof.	WENRA SO2 <sup>20</sup> WENRA PO3 <sup>21</sup>
DEC-B (Design Extension Conditions with core melt)	Severe accident is postulated	<p>The severe accident defined as the whole core melting accident must be considered and mitigated by DiD-level 4 measures.</p> <p>Indeed, despite scale and power reduction, the whole core melting accident remains physically possible if the fuel elements are not drastically modified (as compared to conventional cores). Excluding the whole core melting accident can only rely on physical impossibility.</p>	WENRA SO3 <sup>20</sup> WENRA PO1 <sup>21</sup>
	Independence of DEC-B safety features	For an SMR passive system, the claim of its high reliability cannot be enough to justify its use in all levels of DiD. To do so, only the physical impossibility of the function failure suffices.	WENRA SO4 <sup>20</sup> WENRA PO2, PO4 <sup>21</sup>
Plant Autonomy	Autonomy of the electrical power supply and of the heat sink	This requirement must be verified considering the modularity of the plant. Conditions affecting several units or the fuel assembly storage pool (or both simultaneously) require a particular attention.	IAEA SSR2/1 <sup>1</sup>
	Autonomy and external intervention	SMRs could be settled in remote regions, resulting in longer time for external resources to be provided. This should be accounted for in the safety demonstration.	WENRA PO6 <sup>21</sup>

**Table 2. Requirements accounting for the plant modularity.** Multi-unit requirements. *Acronyms used in the figure: CCF: Common Cause Failure, DiD: Defence-In-Depth, DBC: Design Basis Conditions, DEC-A: Design Extension Conditions without core melt, DEC-B: Design Extension Conditions with core melt, SMR: Small Modular Reactor.*

Domain	Requirement	Points of attention related to small modular reactors (SMR) design	
DBC (Design Basis Conditions)	Impact of an event on several units	The plant modularity implies the possibility, for an initiating event, to impact several units. This issue must be considered in DBC analysis.	WENRA SO2 <sup>20</sup> WENRA PO1, PO2 <sup>21</sup>
DEC-A (Design Extension Conditions without core melt)	Multi-unit Common Cause Failure (CCF) from a common initiating event	It is required to treat as a DEC-A any CCF event impacting the DBC features of several units.	/
	Initiating multi-unit CCF	It is required to treat a CCF on independent safety normal operating systems of several units as a DEC-A.	/
Hazards	Propagation of hazards	Propagation of an internal hazard from a unit to another should be prevented. This should be accounted for in the safety demonstration.	WENRA SO1 <sup>20</sup>
	Extreme hazards on several units	The occurrence of an extreme external hazard (post-Fukushima situation) may impact all units of the plant. Large or early releases should be prevented by prevention and/or mitigation of fuel damage.	WENRA SO3 <sup>20</sup> WENRA PO6 <sup>21</sup>
Multi-unit requirement	Systems shared among units	The safety demonstration should be provided for each unit, independently of others. Shared systems between units may impact the safety of the plant.  The use of a system on a unit should not impair its capability to perform its safety function for other units when needed.	/

safety functions in all plant states. This allows the checking of independence between the main systems involved in the performance of these functions at various DiD levels. In this way, GID was applied to the heat removal function of the E-SMR (WP5) in power operation.

#### 4.2. Recommendations related to the implementation of the main safety functions by the LW-SMR

In the context of the safety assessment of a nuclear reactor, three fundamental safety functions should be controlled for the reactor, for all its plant states (power operation, hot shutdown, cold shutdown, including refuelling operations) and for all levels of DiD: the control of the reactivity, the heat removal and the confinement of radioactive materials. The safety requirements related to these functions in various countries were studied and their applicability to LW-SMRs was verified.

**4.2.1. Reactivity control.** In large pressurized water reactors (PWR), safety criteria related to reactivity control are satisfied by inherent fuel characteristics, by the control rods and the boric acid injection system in the primary water.

For SMRs, the reactivity control should also rely on the same inherent fuel characteristics and mainly on control rods (CR), particularly for boron-free designs (this design decision may be driven by economics and depends on the plant power level). Thus, the control of the geometry of the fuel assemblies is

essential: distortion, bowing, damages due to mechanical forces/stress should be considered. Criticality events due to maintenance issues are also of concern in this context.

Uncertainties associated with the design of SMRs CRs should be assessed. It is needed to justify the CR insertion in case they are credited, in particular in loss of coolant accident (LOCA) scenarios, as LOCAs can induce distortion of the core barrel and misalignment of CRs.

For SMRs, the CRs insertion rate by gravity drop in case of SCRAM could be an issue, because of two factors: the limited height of the core and the limited weight of the CRs themselves. These two factors, influencing non-linearly the mechanical friction resistance, the fluid resistance, and the fluid-solid coupling, resulting in the interaction between gravity, buoyancy, and friction, might lead to an overall decreased speed of insertion with respect to that of large PWRs. The speed of insertion by gravity drop should therefore be carefully evaluated both in the design phase and in the safety assessment for licensing.

Concerning the redundancy and diversity of shutdown systems, IAEA SSR-2/1 states that “*The means for shutting down the reactor shall consist of at least two diverse and independent systems.*” and that “*At least one of the two different shutdown systems shall be capable, on its own, of maintaining the reactor subcritical by an adequate margin and with high reliability,*

even for the most reactive conditions of the reactor core.”<sup>1</sup>. In this regard, SMR designs tend to rely mainly on CRs as the first shutdown system and implement as a second one the fast injection of boric acid into the primary system by either active or passive driving forces. Considering the borication system, special attention should be paid to the long-term stability of the correct boron concentration.

For some SMRs, the cancelation of the use of boron (completely or partially) for the control of the reactivity in normal operation is proposed. For SMRs relying on burnable neutron poisons (rather than on a borication system), IAEA’s SSG-52<sup>2</sup> requests the evaluation of the effects of a depletion of burnable absorbers on the core reactivity to ensure an adequate shutdown margin in all resulting applicable core conditions throughout the operating cycle. Such designs have several advantages from a safety aspect. The elimination of certain accident scenarios is possible (boron dilution). The operational flexibility is improved (no dilution time during operation, simplification of the maintenance, reduction of effluent wastes). The radioprotection is improved as well (reduction of up to 1/3 of the tritium production). However, certain safety issues have to be tackled in the safety demonstration: the disappearance of a redundant reactivity control system and the increased reliance on CRs (necessary to increase the effectiveness of the CRs: use of particular absorbing materials, an increase of the number of CR pins or of CRs). Consequently, there may be a potential need to exclude rod ejection by the use of innovative solutions. A faster depletion of CRs due to their increased exposure to neutrons may require more frequent inspections. The degree of reliability of innovative systems will have to be proved, experimental data being necessary. Moreover, attention should be paid to some potential situations in which the shutdown margin would not be sufficient to prevent some recriticality after shutdown in the long term (i.e. in cold shutdown).

**4.2.2. Decay heat removal (DHR).** The following recommendations have been established to ensure a robust safety demonstration of the DHR function.

The reliability of passive DHR systems has to be demonstrated. Methodologies devoted to their reliability assessment have been developed in the frame of European R&D activities and of EURATOM projects (see 24, available at: <https://www.frontiersin.org/articles/10.3389/fenrg.2014.00040/full> and 25, available at: <https://www.sciencedirect.com/science/article/pii/S0149197021004133>). All types of failures should be considered in DHR safety systems (single, passive, functional and common cause failure (CCF)). In particular, specific failure modes for passive safety systems are identified in the reliability assessment methodologies. They refer mainly to thermohydraulic failures, leading to functional failures. For example, a degradation of heat transfer capabilities or pressure drops in the heat exchanger tube bundle, may lead to fluid dynamic instability and oscillating/reduced flowrate, inducing a functional degradation in terms of released thermal power to the heat sink. These passive systems may be subject to spurious actuation and this should be accounted for (this is not related to their passive character).

Passive decay heat removal systems (DHRS) are subject to a two-phase flow thermohydraulic operation. Hence the thermohydraulic codes used for their simulation need to be qualified for several related phenomena, in particular: natural circulation in the passive loop and in the water pool, subcooled nucleate, saturated boiling or condensation on the tube or plate walls (in-tube, ex-tube, within plates) of the heat exchangers and effects of non-condensable gases. Input data must be properly considered as the range of conditions necessary to perform the safety function could be narrow for passive systems, especially when associated with uncertainties in the model correlations, in the initial conditions and in the boundary conditions (see 19, available at: [https://www.wenra.eu/sites/default/files/publications/rhwg\\_passive\\_systems\\_2018-06-01\\_final.pdf](https://www.wenra.eu/sites/default/files/publications/rhwg_passive_systems_2018-06-01_final.pdf)).

**4.2.3. Confinement.** The following recommendations have been established to ensure a robust safety demonstration of the confinement function.

#### 4.2.3.1. Passive heat removal through containment wall

For NUWARD<sup>TM</sup>-type designs, the containment vessel is submerged in a large water pool. In some accident conditions, inflowing steam is condensed on the containment inner wall and heat is transferred into the pool. Consequently, the only element available to control the pressure inside the containment during a LOCA is the condensation on the containment wall and the resulting heat transfer to the pool.

The containment integrity must be ensured, despite overpressure, under-pressure or thermal loads.

It must be demonstrated that for all kinds of accidents, in particular LOCA and main steam line breaks (MSLB) the heat transfer into the large water pool is sufficient to keep containment integrity. This includes the effect of non-condensable gases on the condensation heat transfer. The more compact containment design of SMRs comes with the potential for more severe and possibly faster overpressure transients; however, the exclusion of a large break from the design reduces short-term loads.

#### 4.2.3.2. Impacts of earthquakes

The impact of large pools on the resistance of the plant toward earthquakes is an issue. Seismic waves will induce oscillations of the water pool outside the containment. At the same time, seismic waves will be transferred to the containment vessel via its connection to the ground plate, which may be in phase with pool oscillations. A detailed analysis should expose occurrence of peak loads to containment structures that may challenge its leak-tightness. On the pool side, it should be demonstrated that there is no unacceptable loss of pool inventory for containment cooling due to earthquakes so that the pool remains available as a heat sink in case of design basis conditions (DBC) and design extension conditions (DEC) scenarios.

#### 4.2.3.3. Wetwell/pool

Certain designs (e.g., Flexblue, CAREM) present a containment composed of several separate compartments (wetwell and

drywell). In this case, transport processes of non-condensable gases can lead to their accumulation in specific compartments, affecting local temperatures and pressures. This can pose specific challenges for the operation of passive heat removal systems and induce heat and pressure loads to the containment.

#### 4.3. Issues related to severe accident management

Extreme physical conditions such as the one the facility may encounter during a severe accident (SA) should be considered in the safety assessment. The aim is to verify that the facility can perform its functions despite such extreme conditions. It is expected that the low power of SMRs does not question the major principles established for the safety demonstration regarding SA management for large PWR. SMR-related issues are highlighted in the following paragraph.

Objectives should be defined in terms of potential impacts between units and on populations in case several units are involved. Referring to SA scenarios, an ELSMOR emergency planning zone (EPZ) assessment methodology was developed for SMR multi-unit plants (see 26, available at: <https://www.sciencedirect.com/science/article/pii/S0029549321003198>). For the E-SMR, the full-scope determination of EPZ distances for the E-SMR was performed using the output data of the DEC analyses in WP5.

SMRs extensively rely on passive systems for the prevention and mitigation of core melting (e.g., passive in-vessel corium retention by ex-vessel cooling, external flooding of the reactor pressure vessel (RPV) from water tanks, etc.). In this regard, the difficulty of assessing the reliability of passive devices, particularly in the context of design extension conditions with core melt (DEC-B) scenarios (extreme and widely varying conditions) has been highlighted. Consequently, a set of requirements on the credit of passive systems for DEC-B scenarios has been established. These requirements mainly concern the need for:

- A demonstrated reliability of the passive systems in extreme DEC-B conditions. These systems should be designed for boundary conditions including high or extreme pressures and temperature fields. These systems must be demonstrated to reliably achieve their missions over the full range of conditions they are likely to experience with robust demonstration. It should be demonstrated that there are no cliff-edges near the mission envelope and adequate safety or margins should be achieved by design.
- The ability of operators to deal with these systems: severe accident dedicated safety provisions must have the necessary instrumentation to get the essential information to the operators, limiting the missing information about the system status or abilities. This instrumentation should be designed according to the DEC-B physical conditions and support operators with suitable human machine interfaces (HMI).

To the extent possible, passive systems used in DEC-B should be tested under realistic severe accident conditions.

The use of innovative equipment for SMRs and their associated issues regarding DEC-B sequences management has to be considered (integrated design, compact containment, alternative cladding and fuel material, boron-free coolant).

The limits of the tools and codes used in Europe for SA calculations are of concern, especially regarding particular phenomena: debris beds formation, cooling, melting, crust formations, steel relocation paths, etc.

SMRs tend to adopt a severe accident management strategy based on in-vessel melt retention (IVMR). In this regard, safety requirements were established:

- Molten corium retention: the realistic thickness of the metallic layer on a corium pool in the lower plenum should be known and its limited impact on the RPV be demonstrated.
- Reactor pit flooding: to realize IVMR strategy, the outer RPV wall has to be flooded with water. Sufficient water sources in the containment and the RPV have to be ensured to do so.
- Heat removal: Effective heat removal by natural circulation and recirculation into the RPV are claimed. The effectiveness of these systems must be ensured in case of SA. Sufficient liquid level in the reactor pit must guarantee natural circulation. Any risk of steam blockage, due to higher local heat flux, and limiting the wall cooling should be avoided.
- Ultimate heat sink (UHS): to ensure the long-term feasibility of IVMR strategy. It is necessary to demonstrate the long-term availability of the UHS.

#### 4.4. Safety issues particular to SMRs

Some safety issues, which are SMR-related were studied. They consist of the potential multi-unit character of the SMR plant and the management of systems shared among SMR units. Safety requirements accounting for the plant modularity are presented in Table 2 (multi-unit requirements).

**4.4.1. Shared systems.** An extensive use of equipment shared between the units is foreseen for SMRs: auxiliary systems (e.g., boron supply, demineralized water supply), control rooms, pools used as UHS, etc. This may raise issues:

- Initiating events affecting several units of the plant simultaneously may occur (LOOP, failure of a steam line in case of a common turbine...);
- An initiating event should not induce hazardous effects on neighbouring units;
- Some shared equipment can be used to mitigate consequences of accidents occurring simultaneously in several units.

In line with the previous points, IAEA TECDOC 1936<sup>27</sup> mentions that each unit of a multi-modular facility should dispose of its own safety systems for design-extension conditions, when



possible. If a safety system or safety device is shared between several units, the shared safety system or safety device must be functionally capable of meeting the safety requirements of each unit or of all units simultaneously.

**4.4.2. Multi-unit PSA.** One key characteristic of SMRs is their installation within a multi-unit plant. This impacts PSA quantifications.

The traditional risk matrix should be extended to incorporate multi-unit sequences. As one of the major factors in PSA, CCF quantification has to be revisited, particularly considering the number of impacted equipment (which may be too high on a multi-unit site to provide an accurate quantification) and nature (whether the equipment is involved on several units or not). These modifications of the risk matrix would also justify the need for new probabilistic numerical targets (i.e., event frequency).

**4.4.3. Spent fuel management and disposal.** It has been shown that the approaches and techniques used to justify the safety of large-power reactors are applicable to SMRs. A smaller size of fuel assemblies and a smaller mass of fuel, with a similar level of burnup, would reduce the severity of the consequences of major design accidents. Yet, some design features of SMRs induce issues regarding accidents related to the spent fuel pool (SFP) of the plant, as illustrated below.

For SMR boron-free designs, an important amount of gadolinium may be used in the fuel as a burnable neutron poison. This may increase the importance of the gadolinium peak in the fuels compared to PWR. This may be an issue during outages phases of partially spent fuel. This phenomenon should be considered in the design of SFP racks.

The use of innovative equipment and passive systems for SMRs also induces particular requirements for fuel management:

- Practical elimination of the SFP fuel damage accidents must consider SMR specificities (reactivity aspects: clear water in the SFP, fuel reactivity; use of passive systems; plant modularity ...);
- Any potential for severe consequences to arise (consideration of worst conditions for common SFP with full cores stored from all reactors) should be identified.
- If passive heat removal systems are used for the SFP (single-phase heat removal system, for example), their performance must be demonstrated (proven codes, adequate modelling of related physical phenomena, experimental support).
- **Moreover**, the mutual impacts between the SFP and the reactors should be considered in case the fuel is stored within the containment (as in Water-Water Energy Reactor (VVER) technologies for example):
- SMR modules and the SFP can be impacted through their shared systems (e.g., supply of cooling water to SFP cooling system and to diesel generators, power supply, ventilation).

- An accident in an SMR module can impact the SFP.
- An accident in the SFP can impact an SMR module: flooding due to SFP system piping rupture (if applicable), accidents in the SFP leading to conditions which require emergency shutdown of the unit by the personnel.
- Management of accident sequences should consider both the reactors and the SFP.

Considering decommissioning, onsite decommissioning for multi-unit plants may be sequenced (decommissioning of units while some others are still operating). This would require particular safety resolutions (implementation of particular removal routes, works close to operating units...).

## 5. Synopsis and outlook

ELSMOR tackles an array of critical aspects of light-water SMR licensing. The project establishes an assessment methodology for such purposes, based on extensive experimental and analytical work. The work performed in WP2 has permitted an overview of the different issues that LW-SMRs may bring about in the different domains of nuclear safety, in terms of:

- Methodological standpoints (safety goals, safety requirements);
- Main safety functions of reactivity control, decay heat removal and confinement management;
- Severe accident management and Emergency Planning Zones (EPZ);
- Safety issues peculiar to SMRs: shared systems, multi-unit PSA aspects and spent fuel management, transport and disposal.

The upcoming European TANDEM project (“TANDEM Official Website”, <http://tandemproject.eu/>) will study the use of SMR designs for subsequent cogeneration plant studies, considering H<sub>2</sub> production, district heating and power supply for urban areas. In this prospect, the safety analysis methodologies developed in ELSMOR may be used and adapted. In addition, as a number of SMR projects are ongoing in Europe, as described in the state-of-the art provided in this article, the ELSMOR work presented in this article may benefit them. The safety methodologies developed through this work may be used in the prospect of the licensing of the various LW-SMRs designs to be installed in Europe. It may ease the licensing processes as it provides a set of safety requirements to be fulfilled by a LW-SMR in the prospect of licensing in Europe and developed various methodologies to tackle a set of identified safety issues.

## Ethics and consent

Ethical approval and consent were not required.

## Data availability

No data are associated with this article.

## References

1. **IAEA Safety Standards Series No. SSR-2/1 (Rev. 1) - Specific Safety Requirements.**  
[Reference Source](#)
2. **NuScale design-specific review standard.** ADAMS ML17102A698, 2017.  
[Reference Source](#)
3. **IAEA Safety Standards Series No. SSG-52 - Specific Safety Guides.**
4. **Council directive 2009/71/Euratom of 25 June 2009 establishing a community framework for the nuclear safety of nuclear installations.** *OJ L* 2009; **172**: 18–22.  
[Reference Source](#)
5. **Council directive 2014/87/Euratom of 8 July 2014 amending directive 2009/71/Euratom establishing a community framework for the nuclear safety of nuclear installations.** *OJ L* 2014; **219**: 42–52.  
[Reference Source](#)
6. **Council Directive 2011/70/Euratom of 19 July 2011 establishing a community framework for the responsible and safe management of spent fuel and radioactive waste.** *OJ L* 2011; **199**: 48–56.  
[Reference Source](#)
7. **Council directive 2013/59/ Euratom, EC 5 december 2013, last amended 2019.** *OJ L* **152**: 128.  
[Reference Source](#)
8. **Fundamental Safety Principles: IAEA Safety Standards Series No. SF-1.** IAEA, Vienna, 2006.  
[Reference Source](#)
9. **AEA: Vienna declaration on nuclear safety (CNS/DC/2015/2/Rev.1).** 9 February 2015.  
[Reference Source](#)
10. **Preparedness and Response for a Nuclear or Radiological Emergency.** IAEA Safety Standards Series No. GSR Part 7. IAEA, Vienna, 2015.  
[Publisher Full Text](#)
11. **International Atomic Energy Agency, IAEA: Design of the reactor coolant system and associated systems for nuclear power plants.** IAEA Safety Standards Series No. SSG-56, IAEA, Vienna, 2020.  
[Reference Source](#)
12. **International Atomic Energy Agency, IAEA: Design of the reactor core for nuclear power plants.** IAEA Safety Standards Series No. SSG-52, IAEA, Vienna, 2019.  
[Reference Source](#)
13. **International Atomic Energy Agency, IAEA: Disposal of radioactive waste.** IAEA Safety Standards Series No. SSR-5. IAEA, Vienna, 2011.  
[Reference Source](#)
14. **Guide de l'ASN n° 22 - conception des réacteurs à eau sous pression.** July 2017.  
[Reference Source](#)
15. **Safety Requirements for Nuclear Power Plants, Edition 03/15, Translations - Rules and Regulations for Nuclear Safety and Radiation Protection.** Federal Office for Radiation Protection (Bundesamt für Strahlenschutz - BfS), 2015.  
[Reference Source](#)
16. **ENSREG - INSC Position Paper.** 2014.  
[Reference Source](#)
17. **Resolution No. 1116 of 20 December 2017, of the government of the republic of Lithuania on the approval of rules of procedure for review of National nuclear safety regulation system and evaluation of nuclear installations' safety, Lithuania.**
18. **Law on nuclear energy: republic of Lithuania, resolution No I-1613, 1996.** 2019.  
[Reference Source](#)
19. **WENRA RHWG Report - regulatory aspects of passive systems.** 2018.  
[Reference Source](#)
20. **WENRA statement on safety objectives for new nuclear power plants.** November 2010.  
[Reference Source](#)
21. **Safety of new NPP designs, WENRA RHWG Report.** 2013.  
[Reference Source](#)
22. **Defence in Depth in Nuclear Safety, INSAG-10.** IAEA, Vienna, 1996.  
[Reference Source](#)
23. **GIF RSWG: Basis for the safety approach for design & assessment of generation IV nuclear systems, revision 1.** 2008.  
[Reference Source](#)
24. **Nayak AK, Chandrakar A, Vinod G: A review: passive system reliability analysis – accomplishments and unresolved issues.** *Front Energy Res.* 2014; **2**: 40  
[Publisher Full Text](#)
25. **Olatubosun SA, Smidts C: Reliability analysis of passive systems: An overview, status and research expectations.** *Progress in Nuclear Energy.* 2022; **143**: 104057.  
[Publisher Full Text](#)
26. **de la Rosa Blul JC: Determination of Emergency Planning Zones distances and scaling-based comparison criteria for downsized Nuclear Power Plants.** *Nucl Eng Des.* 2021; **382**: 111367.  
[Publisher Full Text](#)
27. **IAEA TECDOC: Applicability of design safety requirements to small modular reactor technologies intended for near term deployment.** 1936.  
[Reference Source](#)

# Open Peer Review

Current Peer Review Status: ? ? ✓ ? ✓

## Version 2

Reviewer Report 22 October 2024

<https://doi.org/10.21956/openreseurope.20133.r45132>

© 2024 Shitsi E. This is an open access peer review report distributed under the terms of the [Creative Commons Attribution License](#), which permits unrestricted use, distribution, and reproduction in any medium, provided the original work is properly cited.



**Edward Shitsi** 

National Nuclear Research Institute, Ghana Atomic Energy Commission, University of Ghana, Kwabenya,, Accra, Ghana

All the Reviewer comments have been addressed satisfactorily.

**Competing Interests:** No competing interests were disclosed.

**Reviewer Expertise:** Reactor safety and thermal-hydraulics

**I confirm that I have read this submission and believe that I have an appropriate level of expertise to confirm that it is of an acceptable scientific standard.**

Reviewer Report 17 October 2024

<https://doi.org/10.21956/openreseurope.20133.r45131>

© 2024 Prosek A. This is an open access peer review report distributed under the terms of the [Creative Commons Attribution License](#), which permits unrestricted use, distribution, and reproduction in any medium, provided the original work is properly cited.



**Andrej Prosek** 

Jožef Stefan Institute - Ljubljana, Ljubljana, Slovenia

With the exception of two typos, the authors in REVISED version considered given comments.

**Competing Interests:** No competing interests were disclosed.

**Reviewer Expertise:** nuclear safety, nuclear safety requirements, deterministic safety analyses

**I confirm that I have read this submission and believe that I have an appropriate level of expertise to confirm that it is of an acceptable scientific standard.**

---

**Version 1**

Reviewer Report 14 August 2024

<https://doi.org/10.21956/openreseurope.17661.r38164>

© 2024 Shitsi E. This is an open access peer review report distributed under the terms of the [Creative Commons Attribution License](#), which permits unrestricted use, distribution, and reproduction in any medium, provided the original work is properly cited.

**Edward Shitsi**

National Nuclear Research Institute, Ghana Atomic Energy Commission, University of Ghana, Kwabanya,, Accra, Ghana

This project/work investigates selected safety features of light-water (LW) SMRs with focus on licensing aspects and methodology recommendations. The work gives an overview of the specific subjects relating to licensing of LW-SMRs that need to be considered in different areas of nuclear safety (in particular: safety goals, safety requirements, safety principles (defense-in-depth implementation); nuclear safety functions (reactivity control, decay heat removal and confinement management); severe accident management; and other safety issues (use of shared systems; performing of multi-unit probabilistic safety assessment (PSA); refueling, spent fuel management, transport and disposal management)).

This work is publishable to help guide regulators and operators to address the necessary safety concerns regarding deployment of LW-SMRs in a commercial scale. But the following issues need to be addressed before indexing:

1. All the sub-titles should be logically numbered reflecting the main titles.
2. Other safety issues relating to licensing that have not been considered in this work should also be mentioned in the "Synopsis and outlook" or in a new subtitle "Scope", else there must be statement clearly stating that all the necessary safety requirements relating to licensing have been considered.
3. The successful deployment of NPPs (nuclear power plants) in a commercial scale depends largely on the design and Operation related activities aside regulatory supervision activities. In terms of licensing, the methodology recommendations for LW-SMR safety assessment provided, are these recommendations covering all the safety issues relating to design and operation of LW-SMRs?
4. The methodological recommendations provided for LW-SMR safety assessment is based on the methodology shown in figure 1 (ELSMOR safety assessment methodology). Are these recommendations applicable to any other methodology for SMR safety assessment? Provide the basis for "Yes or No" answer.
5. Consider the subtitle "Refueling, spent fuel management and disposal", the write-up under this subtitle contains no information on "refueling". The authors should include some

information on “refueling” or otherwise, modify the subtitle.

6. The authors might have read different licensing requirements required for licensing NPPs before coming out with this article. The authors should mention some of these requirements reviewed in writing this article.

**Is the rationale for the Open Letter provided in sufficient detail? (Please consider whether existing challenges in the field are outlined clearly and whether the purpose of the letter is explained)**

Yes

**Does the article adequately reference differing views and opinions?**

Partly

**Are all factual statements correct, and are statements and arguments made adequately supported by citations?**

Yes

**Is the Open Letter written in accessible language? (Please consider whether all subject-specific terms, concepts and abbreviations are explained)**

Yes

**Where applicable, are recommendations and next steps explained clearly for others to follow? (Please consider whether others in the research community would be able to implement guidelines or recommendations and/or constructively engage in the debate)**

Yes

**Competing Interests:** No competing interests were disclosed.

**Reviewer Expertise:** Reactor safety and thermal-hydraulics

**I confirm that I have read this submission and believe that I have an appropriate level of expertise to confirm that it is of an acceptable scientific standard, however I have significant reservations, as outlined above.**

Author Response 23 Sep 2024

**Sylvain Lansou**

Dear Edward Shitsi, Thank you for your review. The following updates have been made to integrate your remarks:

1. Numbers were added to each title
2. The objective of the work performed in the task 2.1 of the ELSMOR project was to propose a set of requirements for LW-SMRs related to the defence-in-depth, to the Design basis conditions, to the Design extension conditions without core melt, to the Design extension conditions with core melt, to the practical elimination of situations, to plant autonomy, to hazards and to multi-modules, for which adequate safety



methodologies must be developed to evaluate whether the safety objectives are fulfilled or not. As such, for these requirements, the aim of the project was to cover the most structuring safety domains of nuclear safety. Such statement will be added to the article.

3. The work performed in the WorkPackage number 2 of the ELSMOR project are preliminary and do not cover all the licensing issues for an NPP, choices of subjects were sometimes done with a focus on LW-SMRs specific thematics related to SMR design (passive systems, modularity of the plant, etc.) and operation (common control room for several modules for example, studied in deliverable 2.9). Security and impact studies were not investigated in the frame of our WorkPackage number 2 work for example.
4. Most of the requirements described in the article are applicable to other LW-SMR projects, even if different safety methodologies may have been used.
5. The term “refueling” was deleted.
6. Table 1 and 2 will be updated to integrate references to the regulations considered with cross-links towards reference bibliographic documents. A paragraph called “State-of-the-art of ongoing LW-SMRs safety assessment and of ongoing LW-SMR concepts will be added in the beginning of the document. It will describe the work done in terms of Nuclear safety directives and good practices on safety assessment of LW-SMRs reviewed. This review was based on information from: European safety directives, IAEA guidelines, WENRA (Western European Nuclear Regulators' Association) guidance, ENSREG (European Nuclear Safety Regulators Group) guidance, National rules and regulations on selected EU and non-EU (Canada, Russia, USA) countries that are currently in an SMR licensing process. A state of the art of ongoing SMR projects will be added as well. Tables 1 and 2 will be completed with references, for each requirement provided, to higher goal requirements taken from the licensing literature analyzed by the ELSMOR project.

We sincerely hope our comments can answer your observations and we thank you again for your review. Best regards,

**Competing Interests:** No competing interests were disclosed.

Reviewer Report 14 August 2024

<https://doi.org/10.21956/openreseurope.17661.r38626>

© 2024 **Aydogan F.** This is an open access peer review report distributed under the terms of the [Creative Commons Attribution License](#), which permits unrestricted use, distribution, and reproduction in any medium, provided the original work is properly cited.



**Fatih Aydogan** 

Jacksonville University, Jacksonville, Florida, USA

Thanks to all the authors for submitting this article.

1. The citations and references should be expanded and clarified. For instance, IAEA's main website is cited for the methodology standpoints, etc. Specific websites and references will be useful for the community and readers.
2. Is there a typo for "WP n°5" since it is not clear what "°" is? Needs updates or clarification.
3. SMRs are FOAK products so that there is no experience of SMRs. Thus, "a limited operational experience" term may be updated.
4. "The design of SMRs may exclude some events (e.g., large breaks on primary loops for integrated SMRs) can be revised since the main idea of the SMRs is eliminate LB-LOCAs by using their unique design features.
5. Based on the passive and inherent safety features of SMRs, currently there is no severe accident risk. If DiD- Level-4 has a scenario to use some of the reactor or power cycle components, various scenarios can be mentioned that should or can be considered.
6. The statement of "The plant modularity implies the possibility, for an initiating event, to impact several units." should be clarified since modularity is used for different engineering designs: 1. for multiple units such as NuScale units, 2. Modular manufacturing and construction of SMR parts, such as W-SMR parts. In Table 2, the term "modularity" used for SMRs like NuScale is criticized. Therefore, the statements about modularity need to be clarified.
7. Analytic and probabilistic safety analyses may be mentioned in Figure.1 since a quantitative method is needed for licensing an SMR.

**Is the rationale for the Open Letter provided in sufficient detail? (Please consider whether existing challenges in the field are outlined clearly and whether the purpose of the letter is explained)**

Yes

**Does the article adequately reference differing views and opinions?**

Partly

**Are all factual statements correct, and are statements and arguments made adequately supported by citations?**

Partly

**Is the Open Letter written in accessible language? (Please consider whether all subject-specific terms, concepts and abbreviations are explained)**

Yes

**Where applicable, are recommendations and next steps explained clearly for others to follow? (Please consider whether others in the research community would be able to implement guidelines or recommendations and/or constructively engage in the debate)**

Yes

**Competing Interests:** No competing interests were disclosed.

**Reviewer Expertise:** SMRs, Power/Energy Systems, Artificial Intelligence, Design, Computer Simulations, R&D

**I confirm that I have read this submission and believe that I have an appropriate level of expertise to confirm that it is of an acceptable scientific standard, however I have significant reservations, as outlined above.**

Author Response 23 Sep 2024

**Sylvain Lansou**

Dear Fatih Aydogan, Thank you for your review. The following updates have been made to integrate your remarks:

1. Additional references were added. A paragraph called "State-of-the-art of ongoing LW-SMRs safety assessment and of ongoing LW-SMR concepts will be added in the beginning of the document. It will describe the work done by ELSMOR in terms of Nuclear safety directives and good practices on safety assessment of LW-SMRs reviewed. This review was based on information from: European safety directives, IAEA guidelines, WENRA (Western European Nuclear Regulators' Association) guidance, ENSREG (European Nuclear Safety Regulators Group) guidance, National rules and regulations on selected EU and non-EU (Canada, Russia, USA) countries that are currently in an SMR licensing process. A state of the art of ongoing SMR projects will be added as well. Tables 1 and 2 will be completed with references, for each requirement provided, to higher goal requirements taken from the licensing literature analyzed by the ELSMOR project.
2. Modified: changed to "WP number 5". This abbreviation will not be used anymore in the text.
3. Changed to "no or limited operational experience". The term "limited" is kept as for some components, a certain level of operational experience may already exist: plate type heat exchanger for instance, which are already used in some non-nuclear concepts (chemical industry for example).
4. The sentence is reformulated into the following: "Some events are excluded in the design of SMRs"
5. From the ELSMOR work, it is addressed that the severe accident shall be deterministically considered in the prospect of the implementation of DiD according to WENRA recommendations. Severe accident is considered in the design of SMRs in Europe as part of the deterministic approach, which remain the base of the safety demonstration. The probabilistic approach only complements it but may not suffice to permit the non-consideration of a severe accident in the design of the LW-SMR. Thus, the possibility for a severe accident to occur on a LW-SMR must be considered, despite the intrinsic "interesting" safety features of the SMR. Despite the passive character of a system, there is a level of passivity that may vary depending on the human actions or the automatic "active" actions that may be necessary to actuate or keep in operation the system. Even if a passive system may be considered as "fully passive", its efficient operation will involve active systems (associated to ventilation or

heat sink for example). The failure of these active systems, that may encompass the ability of the passive system considered to achieve its function must be considered, as successive failures may lead to a severe accident.

6. The modularity term will be clarified in the paragraph "Recommendations related to high-level safety methodologies used for a licensing"
7. The Figure was changed for a more complete one, which includes, in particular, references to PSA methods.

We sincerely hope our comments can answer your observations and we thank you again for your review. Best regards,

**Competing Interests:** No competing interests were disclosed.

Reviewer Report 06 March 2024

<https://doi.org/10.21956/openreseurope.17661.r38167>

© 2024 Prosek A. This is an open access peer review report distributed under the terms of the [Creative Commons Attribution License](#), which permits unrestricted use, distribution, and reproduction in any medium, provided the original work is properly cited.



**Andrej Prosek** 

Jožef Stefan Institute - Ljubljana, Ljubljana, Slovenia

This Open Letter focused on the work performed in Work package 2 of H2020 Euratom ELSMOR project, where ELSMOR project Work Package 2 focuses on developing methodologies with recommendations to support the safety demonstration of the innovative features of Light Water-Small Modular Reactors (LW-SMRs).

It seems that this article summarizes the deliverable D2.12 entitled "Synthesis: summary of methodology recommendations for LW-SMR safety assessment", which is a complete summary of the work realized in the context of Work Package 2 tasks. It gives an overview of the specific issues that LW-SMRs may bring about in the different domains of nuclear safety, in terms of methodological standpoints, main safety functions, severe accident management and other safety issues particular to SMRs.

The Open Letter provides useful information, with the note that not all results obtained in the frame of ELSMOR project are presented. For example, for the set of high-level requirements to be fulfilled by LW-SMRs for their deployment in Europe, only those with specificities for SMRs are presented, with reference to D2.12. As D2.12 deliverable is again summary, the reader has further to refer to reports D2.1 through D2.11. In this respect a table listing all identified requirements (from generic to multi-modules, around 35 in total) would be useful to the readers or brief information, how many of identified requirements in the frame of ELSMOR project are specific for SMRs (this would eliminate the need to dig further into ELSMOR deliverables).

It is recommended also to consider the following specific comments:

1. Check wording in 'Introduction': Use of "goals" and "goal" not clear in the sentence "In this context, one of the **goals** of ELSMOR **goal** is ...".
2. Between initial and name space is suggested, see last paragraph of section 'Project structure

and progress': "S.Lansou".

3. Table 2, last row, last column: Period is missing at the end of last sentence.

4. Figure 1 is simplified comparing to Figure 1 of ELSMOR deliverable D2.2, which identifies also the steps of the ELSMOR methodology and the review methodologies (e.g. HARMONICS, QSR, PIRT, GID). The Open Letter has section 'Recommendations related to high-level safety methodologies used for a licensing', but later very few review methods are mentioned (e.g. ISAM is exception). Consider to provide some information or at least references for the review methodologies.

5. For reference 2 the title of IAEA SSG-52 specific safety guide is suggested to be added.

6. Section 'Recommendations related to the implementation of the main safety functions by the LW-SMR', 'Decay heat removal (DHR)': Check text "considered in safety DHR systems" (expected "considered in DHR safety systems").

7. Section 'Recommendations related to the implementation of the main safety functions by the LW-SMR', 'Decay heat removal (DHR)': With respect to paragraph "Passive decay heat removal systems (DHRS) are subject to a two-phase flow thermohydraulic operation. Hence the thermohydraulic codes used for their simulation need to be qualified for several related phenomena..." it is suggested to consider the following WENRA document:

Regulatory Aspects of Passive Systems,

[https://www.wenra.eu/sites/default/files/publications/rhwg\\_passive\\_systems\\_2018-06-01\\_final.pdf](https://www.wenra.eu/sites/default/files/publications/rhwg_passive_systems_2018-06-01_final.pdf)

With respect to the thermohydraulic codes used for simulations it is not enough just to qualify the thermohydraulic codes, but to properly consider input data. WENRA RHWG Report on Regulatory Aspects of Passive Systems under O3.2 states that for safety assessment care has to be taken to the specific range of conditions necessary to perform the safety function, taking into account that this range of conditions could be narrow. Namely, specific range of conditions (in particular when associated with uncertainties) may have consequences on safety analysis of safety function performance.

8. Section 'Recommendations related to the implementation of the main safety functions by the LW-SMR', 'Confinement', 'Impacts of earthquakes': Check last sentence " On the pool side, ... and design extension condition (DEC) scenarios."

Abbreviation DEC is typically used for "Design Extension Conditions" (not "Design Extension Condition").

9. Section 'Issues related to severe accident management', second paragraph: Check wording "For the E-SMR, the full-scope determination of EPZ distances for the E-SMR will be performed using the output data of the DEC analyses in WP5." The future tense is used, while the ELSMOR project is finished.

10. Section 'Safety issues particular to SMRs', 'Shared systems', last paragraph: check wording "design-extension" (in original IAEA TECDC-1936 wording "design extension" is used).

**Is the rationale for the Open Letter provided in sufficient detail? (Please consider whether existing challenges in the field are outlined clearly and whether the purpose of the letter is explained)**

Yes

**Does the article adequately reference differing views and opinions?**

Partly

**Are all factual statements correct, and are statements and arguments made adequately**



**supported by citations?**

Yes

**Is the Open Letter written in accessible language? (Please consider whether all subject-specific terms, concepts and abbreviations are explained)**

Yes

**Where applicable, are recommendations and next steps explained clearly for others to follow? (Please consider whether others in the research community would be able to implement guidelines or recommendations and/or constructively engage in the debate)**

Partly

**Competing Interests:** No competing interests were disclosed.

**Reviewer Expertise:** nuclear safety, nuclear safety requirements, deterministic safety analyses

**I confirm that I have read this submission and believe that I have an appropriate level of expertise to confirm that it is of an acceptable scientific standard, however I have significant reservations, as outlined above.**

Author Response 23 Sep 2024

**Sylvain Lansou**

Dear Andhika Yudha Prawira,

Thank you for your review.

The following updates have been made to integrate your remarks:

A precision in the description of table 1 and table 2 was added to emphasize that table 1 concerns single-unit requirements and table 2 focuses on multi-unit requirements.

The requirements described in these tables are the ones to which we estimated the reader should point his attention at.

However, to access to your request, a sentence to describe the fact that further requirements were developed in the project, in particular in ELSMOR Deliverable 2.1 (public deliverable, accessible here: LW-SMRs main safety goals - N. Playez, E. Courtin, L. Ammirabile, S. Israel ([https://www.elsmor.eu/wp-content/uploads/2021/12/ELSMOR\\_D2\\_1\\_final\\_signed.pdf](https://www.elsmor.eu/wp-content/uploads/2021/12/ELSMOR_D2_1_final_signed.pdf)) will be added with a link towards the deliverable, where all requirements are described exhaustively. Concerning other reviewer remarks:

1. Corrected
2. Corrected
3. Corrected

4. A description of the methodologies reviewed (ISAM, INPRO, SARGEN\_IV, HARMONICS) and used for the development of the ELSMOR safety assessment methodology has been added in the text of the article. References of the reviewed methodologies and the description of their content are described in ELSMOR Deliverable 2.2 to which a cross-link has been added in the text.

Moreover, apart from the development of this methodology, a paragraph called "State-of-the-art of ongoing LW-SMRs safety assessment and of ongoing LW-SMR concepts will be added in the beginning of the document. It will describe the work done in terms of Nuclear safety directives and good practices on safety assessment of LW-SMRs reviewed. This review was based on information from: European safety directives, IAEA guidelines, WENRA (Western European Nuclear Regulators' Association) guidance, ENSREG (European Nuclear Safety Regulators Group) guidance, National rules and regulations on selected EU and non-EU (Canada, Russia, USA) countries that are currently in an SMR licensing process. A state of the art of ongoing SMR projects will be added as well.

In addition, Table 1 and 2 will be updated to integrate references to the regulations considered. A sentence to describe the fact that further requirements were developed in the project, in particular in Deliverable 2.1 will be added with a link towards the deliverable, where all requirements are described exhaustively.

1. Title added
2. Corrected
3. The following sentence will be added in the paragraph: "Input data must be properly considered as the range of conditions necessary to perform the safety function could be narrow for passive systems, especially when associated with uncertainties in the model correlations, in the initial conditions and in the boundary conditions (see [5], available at: [https://www.wenra.eu/sites/default/files/publications/rhwg\\_passive\\_systems\\_2018-06-01\\_final.pdf](https://www.wenra.eu/sites/default/files/publications/rhwg_passive_systems_2018-06-01_final.pdf))."
4. Corrected
5. Corrected ("was" used)
6. Corrected

We sincerely hope our comments can answer your observations and we thank you again for your review. Best regards

**Competing Interests:** No competing interests were disclosed.

Reviewer Report 26 February 2024

<https://doi.org/10.21956/openreseurope.17661.r37797>

© 2024 Yudha Prawira A. This is an open access peer review report distributed under the terms of the [Creative Commons Attribution License](#), which permits unrestricted use, distribution, and reproduction in any medium, provided the original work is properly cited.

**Andhika Yudha Prawira**

Nuclear and Quantum Engineering, Korea Advanced Institute of Science and Technology, Daejeon, Daejeon, South Korea

The manuscript describes the result of the ELSMOR (towards European Licensing of Small Modular Reactors) European project, which provides a comprehensive methodology to address Light Water Small Modular Reactor (LW-SMR) regulatory compliance. The ELSMOR goal is to create tools and methods to assess and verify the safety of LW-SMR for the stakeholders in Europe.

1. The article provides explanations of the existing regulatory requirements. However, I think it will be better to include some references to the referred regulation/TECDOC/requirements in Table 1. It will better represent differing views/approaches needed for LW-SMR and help address the potential points of exclusion and/or added requirements.
2. Sentences related to the Control Rods (CR) need to be revisited, especially concerning the "limited height of the core and the limited weight of CRs." A new table can be added to better represent the difference in safety requirements in the case of CRs requirement with a location system (Boron concentration requirement) and Boron-free design (using burnable neutron poisons).
3. A new section and/or table can be added to better visualize the difference between single-unit and multi-unit SMR requirements. The impact of shared systems and the need for multi-unit PSA can be more justified when clear and concise distinctions are provided between single-unit and multi-unit deployment.
4. All in all, the manuscript is a good open letter and can contribute to the field of SMR safety licensing. Improvements can be made by providing more information on the necessary modifications to the current safety requirements and highlighting the unique characteristics of SMR design. The manuscript may provide examples with citations on the ongoing state-of-the-art SMR project in which safety goals, features, and requirements may be better assessed using ELSMOR methodologies.

**Is the rationale for the Open Letter provided in sufficient detail? (Please consider whether existing challenges in the field are outlined clearly and whether the purpose of the letter is explained)**

Yes

**Does the article adequately reference differing views and opinions?**

Partly

**Are all factual statements correct, and are statements and arguments made adequately supported by citations?**

Yes

**Is the Open Letter written in accessible language? (Please consider whether all subject-specific terms, concepts and abbreviations are explained)**

Yes

**Where applicable, are recommendations and next steps explained clearly for others to follow? (Please consider whether others in the research community would be able to**

**implement guidelines or recommendations and/or constructively engage in the debate)**

Partly

**Competing Interests:** No competing interests were disclosed.**Reviewer Expertise:** SMR safety, security, and safeguard (3S), nuclear security, nuclear energy policy.**I confirm that I have read this submission and believe that I have an appropriate level of expertise to confirm that it is of an acceptable scientific standard, however I have significant reservations, as outlined above.**

Author Response 23 Sep 2024

**Sylvain Lansou**

Dear Andhika Yudha Prawira, Thank you for your review. The following updates have been made to consider your remarks:

1. A paragraph called "State-of-the-art of ongoing LW-SMRs safety assessment and of ongoing LW-SMR concepts will be added in the beginning of the document. It will describe the work done by ELSMOR in terms of Nuclear safety directives and good practices on safety assessment of LW-SMRs reviewed. This review was based on information from: European safety directives, IAEA guidelines, WENRA (Western European Nuclear Regulators' Association) guidance, ENSREG (European Nuclear Safety Regulators Group) guidance, National rules and regulations on selected EU and non-EU (Canada, Russia, USA) countries that are currently in an SMR licensing process. A state of the art of ongoing SMR projects will be added as well. In addition, Tables 1 and 2 will be updated to integrate references to the regulations considered by the ELSMOR project to issue the safety requirements. A sentence to describe the fact that further requirements were developed in the project, in particular in ELSMOR Deliverable 2.1 (public deliverable), will be added as well with a link towards the deliverable, where all requirements are described exhaustively.
2. The sentence highlighted by your comment on control rods will be completed and will be changed into the following one:  
"For SMRs, the CRs insertion rate by gravity drop in case of SCRAM could be an issue, because of two factors: the limited height of the core and the limited weight of the CRs themselves. These two factors, influencing non-linearly the mechanical friction resistance, the fluid resistance, and the fluid-solid coupling, resulting in the interaction between gravity, buoyancy, and friction, might lead to an overall decreased speed of insertion with respect to that of large PWRs. The speed of insertion by gravity drop should therefore be carefully evaluated both in the design phase and in the safety assessment for licensing." It is believed, from the ELSMOR work, that "Referring to the insertion of the CR, taking a footprint similar to a CR, it is not influenced by the mass of the CR itself, but mostly by the density difference between the CR and water." is a good preliminary approach to initiate a design. However, at a later design stage, to have a clear vision of the correct insertion times, complementary evaluations and experiments would be needed. The precise insertion speed is difficult to calculate as it is the result of several non-linear phenomena. However, it is

believed from the ELSMOR work that Safety Authorities, will require experimental data, not only calculations, to approve the design of the control rods. In the J04-6 paper "Analytical Modeling of Control Rod Drop Behavior, M.Ren and J.Stabel, Transactions of the 15<sup>th</sup> International Conference on Structural Mechanics in Reactor Technology (SMiRT-15) – Seoul, Korea, August 15-20,199", the relation between drop speed and core height is shown for a KONVOI PWR (experiments vs calculations) in Figure 5.

1. Table 2 concerns multi-unit requirements and Table 1 concerns single-unit requirements. Titles will be changed to display this more clearly. A reference to table 2 will be added in the "Safety issues particular to SMRs" part.
2. In addition to the actions taken and described in the first bullet point of this text, complementary sentences were added in the conclusion to highlight the fact that the ongoing SMR projects may benefit from the ELSMOR work.

We sincerely hope our comments can answer your observations and we thank you again for your review. Best regards,

**Competing Interests:** No competing interests were disclosed.

Reviewer Report 02 November 2023

<https://doi.org/10.21956/openreseurope.17661.r35238>

© 2023 GIANNETTI F. This is an open access peer review report distributed under the terms of the [Creative Commons Attribution License](#), which permits unrestricted use, distribution, and reproduction in any medium, provided the original work is properly cited.



**Fabio GIANNETTI** 

Sapienza University of Rome, Roma, Italy

The manuscript deals with the work done in the H2020 ELSMOR project WP2, with a focus on the possible specific issue of the LW-SMRs.

The quality of the manuscript is enough for publication as an open letter. The only improvement needed is the insertion of a clear state-of-the-art SMR safety assessment.

A specific concern needs to be addressed regarding the sentence: "The CRs insertion rate by gravity drop in case of emergency shutdown (SCRAM) could be an issue, because of the limited height of the core and the limited weight of the CRs. This could lead to a decreased insertion speed compared to large PWRs. The speed of insertion by gravity drop should therefore be carefully evaluated."

Referring to the insertion of the CR, taking a footprint similar to a CR, it is not influenced by the mass of the CR itself, but mostly by the density difference between the CR and water.

**Is the rationale for the Open Letter provided in sufficient detail? (Please consider whether existing challenges in the field are outlined clearly and whether the purpose of the letter is explained)**

Yes

**Does the article adequately reference differing views and opinions?**

Partly

**Are all factual statements correct, and are statements and arguments made adequately supported by citations?**

Yes

**Is the Open Letter written in accessible language? (Please consider whether all subject-specific terms, concepts and abbreviations are explained)**

Yes

**Where applicable, are recommendations and next steps explained clearly for others to follow? (Please consider whether others in the research community would be able to implement guidelines or recommendations and/or constructively engage in the debate)**

Yes

**Competing Interests:** No competing interests were disclosed.

**Reviewer Expertise:** Nuclear thermal-hydraulics, GEN IV and SMR safety assessment

**I confirm that I have read this submission and believe that I have an appropriate level of expertise to confirm that it is of an acceptable scientific standard, however I have significant reservations, as outlined above.**

Author Response 23 Sep 2024

**Sylvain Lansou**

Dear Fabio GIANNETTI, Thank you for your review. The following updates have been made to consider your remarks:

- A paragraph called "State-of-the-art of ongoing LW-SMRs safety assessment and of ongoing LW-SMR concepts will be added in the beginning of the document. It will describe the work done by ELSMOR in terms of Nuclear safety directives and good practices on safety assessment of LW-SMRs reviewed. This review was based on information from: European safety directives, IAEA guidelines, WENRA (Western European Nuclear Regulators' Association) guidance, ENSREG (European Nuclear Safety Regulators Group) guidance, National rules and regulations on selected EU and non-EU (Canada, Russia, USA) countries that are currently in an SMR licensing process. A state of the art of ongoing SMR projects will be added as well.
- The sentence highlighted by your comment on control rods will be completed and will be changed into the following one:

"For SMRs, the CRs insertion rate by gravity drop in case of SCRAM could be an issue, because of two factors: the limited height of the core and the limited weight of the CRs themselves. These two factors, influencing non-linearly the mechanical friction resistance, the fluid resistance, and the fluid-solid coupling, resulting in the interaction between gravity, buoyancy, and friction, might lead to an overall decreased speed of insertion with



respect to that of large PWRs. The speed of insertion by gravity drop should therefore be carefully evaluated both in the design phase and in the safety assessment for licensing." It is believed, from the ELSMOR work, that "Referring to the insertion of the CR, taking a footprint similar to a CR, it is not influenced by the mass of the CR itself, but mostly by the density difference between the CR and water." is a good preliminary approach to initiate a design. However, at a later design stage, to have a clear vision of the correct insertion times, complementary evaluations and experiments would be needed. The precise insertion speed is difficult to calculate as it is the result of several non-linear phenomena. However, it is believed from the ELSMOR work that Safety Authorities, will require experimental data, not simply calculations, to approve the design of the control rods. In the J04-6 paper "Analytical Modeling of Control Rod Drop Behavior, M.Ren and J.Stabel, Transactions of the 15<sup>th</sup> International Conference on Structural Mechanics in Reactor Technology (SMiRT-15) – Seoul, Korea, August 15-20,199", the relation between drop speed and core height is shown for a KONVOI PWR (experiments vs calculations) in Figure 5.

We sincerely hope our comments can answer your observations and we thank you again for your review.  
Best regards,

**Competing Interests:** No competing interests were disclosed.